

**DS-3WF02C-5AC/O**  
**Wireless Bridge**

The wireless bridge can be applied in industries, such as wireless video security, railway, transportation, power and other industries, wireless video/data transmission, wireless coverage, carrier wireless backbone network construction, Wi-Fi wireless coverage, rural information construction, and wireless network coverage. The long-distance transmission of the device can guarantee multi-channel HD video transmission.

- All gigabit LAN ports
- TDMA supported
- Quick match through DIP switch
- Visualized topology management
- Up to 5 km wireless transmission distance

## ▪ Specification

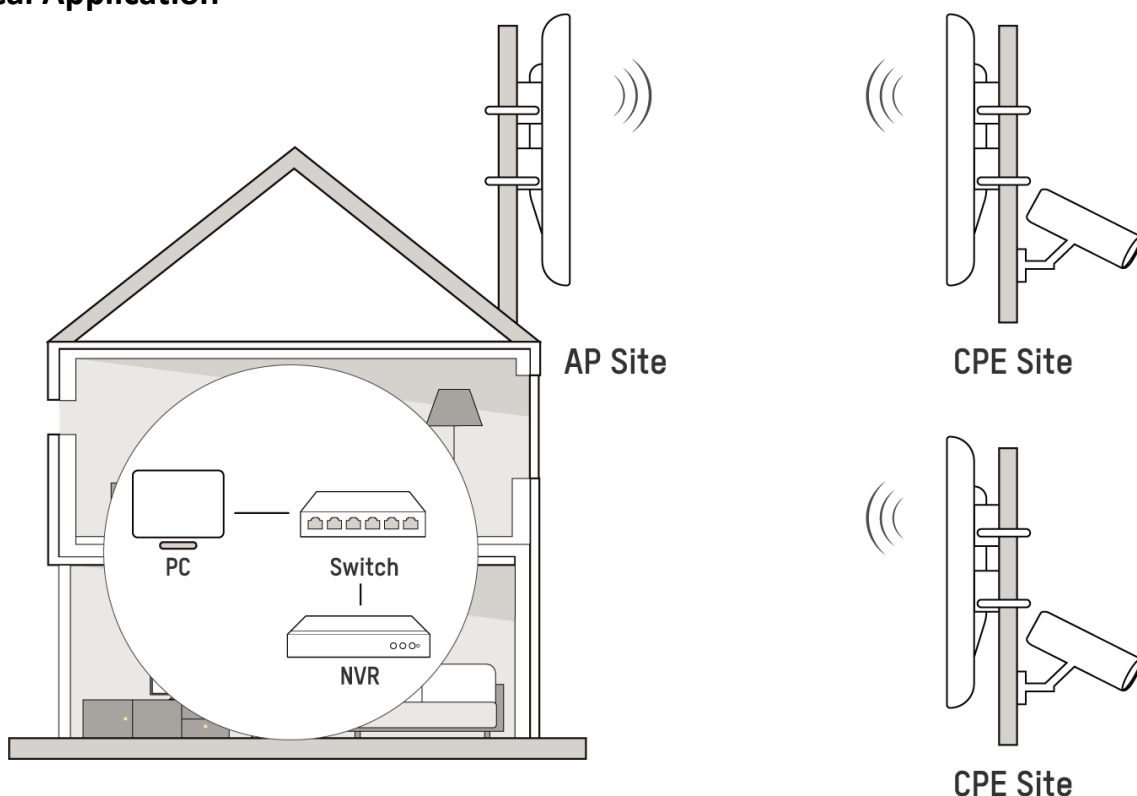
Model		DS-3WF02C-5AC/O	
Wireless Parameter	Max. Transmission Rate of Air Interface	≤ 867 Mbps	
	Wireless Standard	IEEE 802.11/a/n/ac	
	Working Frequency Band	5180 to 5240 MHz 5260 to 5320 MHz (DFS) 5500 to 5700 MHz (DFS) 5745 to 5825 MHz (Note: Available channel may vary with local regulations.)	
	Transmitting Power	22 dBm (Note: Transmitting power may vary with local regulations.)	
	Receiving Sensitivity	-58 ± 2 dBm@AC80 -MCS9; -84 ± 2 dBm@AC80 -MCS0	
	Antenna Gain	9 dBi	
	Antenna Angle	Beamwidth [3dB] (35°± 5°)	
	Networking Mode	Point-to-Point, Point-to-Multipoints (less than 4 points recommended)	
	Hardware Parameter	Port Numbers	2 × Gigabit RJ45 ports
		LED Indicator	Power indicator, LAN indicator, signal intensity indicator
Reset		Hardware resetting button	
Power Supply		12 VDC/1 A Passive PoE; 12 VDC, 1 A	
Software Function	Application Function	TDMA, DFS, TPC	
	Channel Width	20/40/80 MHz	
	Channel Selection	Auto/manual selection	
	Network Protocol	NTP (network time synchronization), SADP (auto search for IP address), HTTPS (web management), SSH (debugging)	
	Security Mode	WPA2-PSK	
	Security Mechanism	Wireless network name hidden	
	Management Method	Web, iVMS-4200	
	Upgrade	Web, iVMS-4200	
General	System Log	Syslog, control center information	
	Product Dimensions (W × H × D)	92 mm × 187 mm × 58 mm (3.62" × 7.36" × 2.28")	
	Package Dimensions (W × H × D)	132 mm × 228 mm × 91 mm (5.19" × 8.97" × 3.58")	
	Net Weight	0.307 kg (0.677 lb)	
	Gross Weight	0.807 kg (1.779 lb)	
	Packing List	Wireless bridge × 1, power adapter (12 VDC, 1 A) × 1, 100 MB PoE injector × 1, binding tape × 2, quick start guide × 1	
	Packing Method	Single unit packing	
	Working Temperature	-30°C to 70°C (-22°F to 158°F)	
	Working Humidity	5% to 95% (no condensation)	
	Storage Temperature	-40°C to 85°C (-40°F to 185°F)	
Storage Humidity	5% to 95% (no condensation)		

	Installation Mode	Pole mounting
	Max. Power Consumption	6 W
<b>Approval</b>	EMC	FCC (47 CFR Part 15, Subpart B); CE-EMC (EN 55032: 2015, EN IEC 61000-3-2: 2019, EN 61000-3-3: 2013+A1: 2019, EN 50130-4: 2011 +A1: 2014, EN 55035: 2017); IC (ICES-003: Issue 6); RCM (AS/NZS CISPR 32: 2015)
	Safety	UL (UL 60950-1); CB (IEC 60950-1:2005, AMD1:2009, AMD2:2013, IEC 62368-1: 2014 (Second Edition); CE-LVD (EN 60950-1: 2006 + A11: 2009 +A1: 2010+A12: 2011+A2: 2013, EN 62368-1: 2014+A11: 2017)
	Chemistry	CE-RoHS (2011/65/EU); WEEE (2012/19/EU); Reach (Regulation (EC) No.1907/2006)
	Radio	EN 301 893; EN 300 440; EN 62311; EN 301 489-3; EN 301 489-17; FCC Part 15.247; FCC Part 15.407; FCC 2.1091

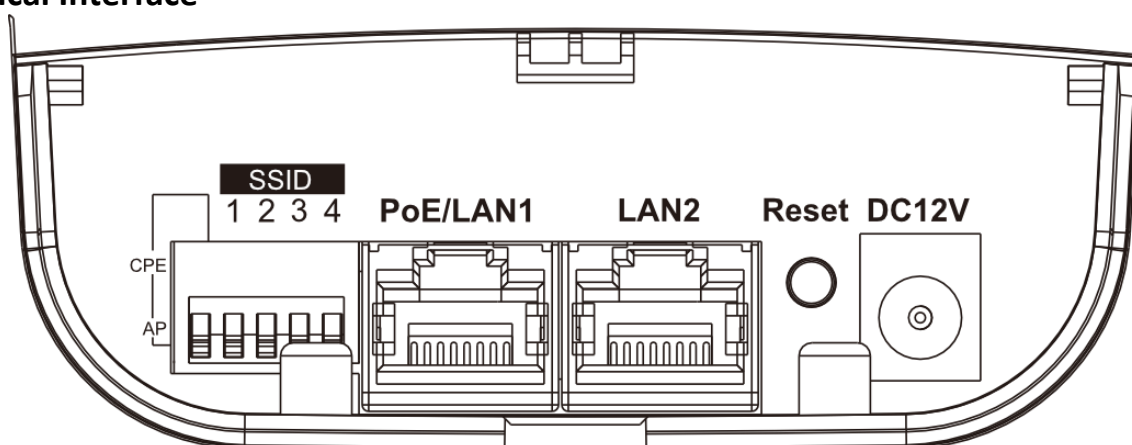
▪ **Available Model**

DS-3WF02C-5AC/O

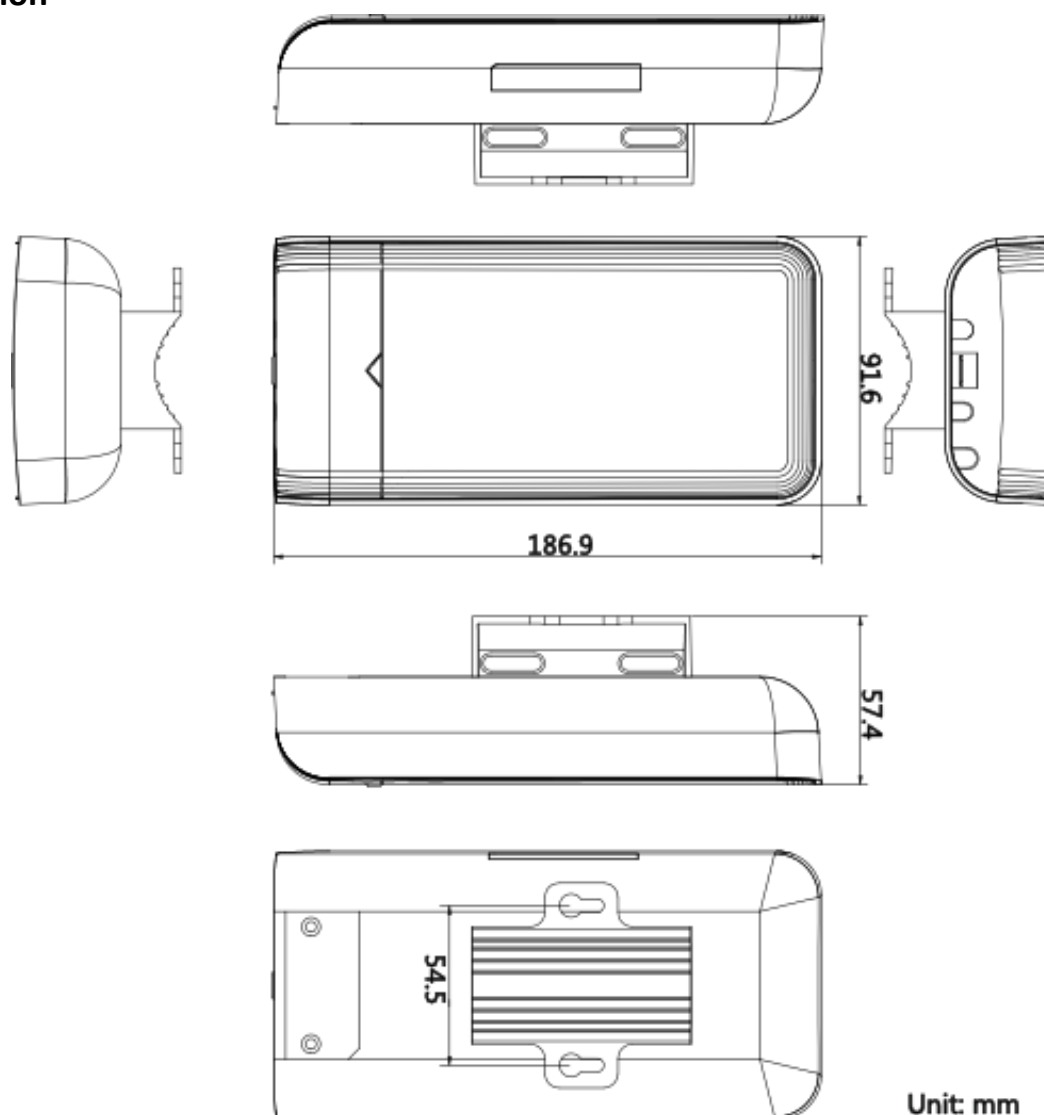
▪ **Typical Application**



▪ Physical Interface



Interface/Button	Description
CPE/AP DIP Switch	Switch up or down to set the device as AP or CPE.
SSID	4-character SSID to realize 16 kinds of matching ways by switching up or down. The CPE will connect to the AP when its SSID matches the AP's
PoE/LAN1	The 10/100/1000 Mbps adaptive RJ45 port, also can be used as a PoE port.
LAN2	The 10/100/1000 Mbps adaptive RJ45 port.
Reset	Long press for 4 sec to restore to factory settings.
DC 12V	If the PoE injector is not used for powering on the device, you can use the attached power adapter to connect the device to socket.

**Dimension****Headquarters**

No.555 Qianmo Road, Binjiang District,  
Hangzhou 310051, China  
T +86-571-8807-5998  
www.hikvision.com



Follow us on social media to get the latest product and solution information.



Hikvision



HikvisionHQ



HikvisionHQ



Hikvision\_Global

Hikvision  
Corporate Channel

hikvisionhq