

# 7-inch Touchscreen Installation Sheet

## Product Warnings and Disclaimers

### PRODUCT WARNINGS - GENERAL

THESE PRODUCTS ARE INTENDED FOR SALE TO AND INSTALLATION BY AN EXPERIENCED SECURITY PROFESSIONAL. UTC FIRE & SECURITY B.V., UTC FIRE & SECURITY AMERICAS CORPORATION AND THEIR AFFILIATE COMPANIES (TOGETHER AND EACH INDIVIDUALLY "UTCFS") CANNOT PROVIDE ANY ASSURANCE THAT ANY PERSON OR ENTITY BUYING ITS PRODUCTS, INCLUDING ANY "AUTHORIZED DEALER", IS PROPERLY TRAINED OR EXPERIENCED TO CORRECTLY INSTALL SECURITY RELATED PRODUCTS.

A PROPERLY INSTALLED AND MAINTAINED ALARM/SECURITY SYSTEM MAY ONLY REDUCE THE RISK OF EVENTS SUCH AS BREAK-INS, BURGLARY, ROBBERY OR FIRE; IT IS NOT INSURANCE OR A GUARANTEE THAT SUCH EVENTS WILL NOT OCCUR, THAT ADEQUATE WARNING OR PROTECTION WILL BE PROVIDED, OR THAT THERE WILL BE NO DEATH, PERSONAL INJURY, AND/OR PROPERTY DAMAGE AS A RESULT.

BEFORE INSTALLING (SECURITY) PRODUCTS, ENSURE THAT ITS FIRMWARE IS UPGRADED TO THE LATEST VERSION, AVAILABLE FOR DOWNLOAD FROM OUR WEBSITE. DURING THE LIFESPAN OF SECURITY PRODUCTS, IT IS IMPORTANT TO KEEP FIRMWARE UP TO DATE.

USERS SHOULD, WHERE APPLICABLE, CHANGE PASSWORDS FREQUENTLY AND ENSURE A HIGH-QUALITY PASSWORD (PASSWORDS SHOULD BE LONG AND COMPLEX ENOUGH, NEVER SHARED, AND ALWAYS UNIQUE). FURTHERMORE, IT IS THE USERS' RESPONSIBILITY TO KEEP ITS ANTI-VIRUS SYSTEM UP TO DATE.

WHILE UTCFS MAKES REASONABLE EFFORTS TO REDUCE THE PROBABILITY THAT A THIRD PARTY MAY HACK, COMPROMISE OR CIRCUMVENT ITS SECURITY PRODUCTS, RELATED SOFTWARE OR CLOUD SERVERS, ANY SECURITY PRODUCT, SOFTWARE OR CLOUD SERVER MANUFACTURED, SOLD AND/OR LICENSED BY UTCFS, MAY STILL BE HACKED, COMPROMISED AND/OR CIRCUMVENTED.

CERTAIN PRODUCTS OR SOFTWARE MANUFACTURED, SOLD OR LICENSED BY UTCFS CONNECT TO THE INTERNET TO SEND AND/OR RECEIVE DATA ("INTERNET OF THINGS" OR "IOT" PRODUCTS). ANY CONTINUED USE OF AN IOT PRODUCT AFTER UTCFS HAS CEASED SUPPORTING THAT IOT PRODUCT (E.G., THROUGH NOTICE THAT UTCFS NO LONGER PROVIDES FIRMWARE UPDATES OR BUG FIXES) MAY RESULT IN REDUCED

PERFORMANCE, MALFUNCTION, AND/OR INCREASED VULNERABILITY TO HACKING, COMPROMISE AND/OR CIRCUMVENTION.

UTCFS DOES NOT ENCRYPT COMMUNICATIONS BETWEEN ITS ALARM OR SECURITY PANELS AND THEIR OUTPUTS/INPUTS INCLUDING, BUT NOT LIMITED TO, SENSORS OR DETECTORS UNLESS REQUIRED BY APPLICABLE LAW. AS A RESULT THESE COMMUNICATIONS MAY BE INTERCEPTED AND COULD BE USED TO CIRCUMVENT YOUR ALARM/SECURITY SYSTEM.

THE ABILITY OF UTCFS PRODUCTS AND SOFTWARE TO WORK PROPERLY DEPENDS ON A NUMBER OF PRODUCTS AND SERVICES MADE AVAILABLE BY THIRD PARTIES OVER WHICH UTCFS HAS NO CONTROL INCLUDING, BUT NOT LIMITED TO, INTERNET, CELLULAR AND LANDLINE CONNECTIVITY; MOBILE DEVICE AND OPERATING SYSTEM COMPATIBILITY; AND PROPER INSTALLATION AND MAINTENANCE. UTCFS SHALL NOT BE LIABLE FOR ANY DAMAGES CAUSED BY ACTIONS OR OMISSIONS OF THIRD PARTIES.

BATTERY OPERATED SENSORS, DETECTORS, KEYFOBS, PANIC DEVICES AND OTHER PANEL ACCESSORIES HAVE A LIMITED BATTERY LIFE. WHILE THESE PRODUCTS MAY BE DESIGNED TO PROVIDE SOME WARNING OF IMMINENT BATTERY DEPLETION, THE ABILITY TO DELIVER SUCH WARNINGS IS LIMITED AND SUCH WARNINGS MAY NOT BE PROVIDED IN ALL CIRCUMSTANCES. PERIODIC TESTING OF THE SYSTEM IN ACCORDANCE WITH PRODUCT DOCUMENTATION IS THE ONLY WAY TO DETERMINE IF ALL SENSORS, DETECTORS, KEYFOBS, PANIC DEVICES AND OTHER PANEL ACCESSORIES ARE FUNCTIONING PROPERLY.

CERTAIN SENSORS, PANIC DEVICES AND OTHER PANEL ACCESSORIES MAY BE PROGRAMMED INTO AN ALARM PANEL AS "SUPERVISORY" SO THAT THE ALARM PANEL WILL INDICATE IF IT DOES NOT RECEIVE A REGULAR SIGNAL FROM THE DEVICE WITHIN A CERTAIN PERIOD OF TIME. CERTAIN DEVICES CANNOT BE PROGRAMMED AS SUPERVISORY. DEVICES CAPABLE OF BEING PROGRAMMED AS SUPERVISORY MAY NOT BE PROPERLY PROGRAMMED AT INSTALLATION, RESULTING IN A FAILURE TO REPORT TROUBLE WHICH COULD RESULT IN DEATH, SERIOUS INJURY AND/OR PROPERTY DAMAGE.

SIRENS/SOUNDERS, INCLUDING INTERNAL SIRENS/SOUNDERS IN PANELS, ARE DESIGNED TO EMIT VERY LOUD SOUNDS. THESE SOUNDS CAN CAUSE HEARING DAMAGE TO PERSONS EITHER IN CLOSE PROXIMITY TO THE SIREN/SOUNDER WHEN ACTIVATED OR EXPOSED TO SUCH SOUNDS OVER LONGER PERIODS OF TIME.

HOME FIRES DEVELOP IN DIFFERENT WAYS AND ARE OFTEN UNPREDICTABLE. FOR MAXIMUM PROTECTION, INDUSTRY EXPERTS (SUCH AS THE NFPA), RECOMMEND THAT BOTH IONIZATION AND PHOTOELECTRIC SMOKE ALARMS BE INSTALLED TO HELP INSURE MAXIMUM DETECTION OF VARIOUS TYPES OF FIRES THAT CAN OCCUR WITHIN THE HOME. IONIZATION SENSING ALARMS MAY DETECT INVISIBLE FIRE PARTICLES (ASSOCIATED WITH FLAMING FIRES) SOONER THAN PHOTOELECTRIC ALARMS. PHOTOELECTRIC SENSING ALARMS MAY DETECT VISIBLE FIRE PARTICLES (ASSOCIATED WITH SLOW SMOLDERING FIRES) SOONER THAN IONIZATION ALARMS.

PROTECTIVE EYE WEAR MUST ALWAYS BE WORN WHEN WORKING WITH PRESSURIZED CYLINDERS. NEVER SERVICE THE CYLINDER AND VALVE ASSEMBLY UNLESS THE ANTI-RECOIL PLATE AND VALVE PROTECTION PLATE ARE INSTALLED. DEATH, SERIOUS INJURY OR PROPERTY DAMAGE COULD OCCUR.

UNDER NO CIRCUMSTANCES WHILE PERFORMING CYLINDER RECHARGE SHOULD A CHARGED CYLINDER BE ALLOWED TO "FREE STAND" WITHOUT EITHER THE CHARGING APPARATUS ATTACHED OR THE ANTI-RECOIL PLATE INSTALLED. WHENEVER THESE DEVICES ARE NOT INSTALLED, A CHARGED CYLINDER MUST BE SECURELY CLAMPED TO A RIGID STRUCTURE CAPABLE OF WITHSTANDING THE FULL THRUST THAT WOULD RESULT SHOULD THE VALVE INADVERTENTLY OPEN. OPENING OF THE VALVE WITHOUT EITHER THE CHARGING APPARATUS ATTACHED OR THE ANTI-RECOIL PLATE INSTALLED CAN RESULT IN DEATH, SERIOUS INJURY OR PROPERTY DAMAGE.

#### **WARRANTY DISCLAIMERS AND OTHER DISCLAIMERS**

UTCFS HEREBY DISCLAIMS ALL WARRANTIES AND REPRESENTATIONS, WHETHER EXPRESS, IMPLIED, STATUTORY OR OTHERWISE INCLUDING (BUT NOT LIMITED TO) ANY WARRANTIES OF MERCHANTABILITY OR FITNESS FOR A PARTICULAR PURPOSE WITH RESPECT TO ITS SECURITY PRODUCTS AND RELATED SOFTWARE. UTCFS FURTHER DISCLAIMS ANY OTHER IMPLIED WARRANTY UNDER THE UNIFORM COMPUTER INFORMATION TRANSACTIONS ACT OR SIMILAR LAW AS ENACTED BY ANY COUNTRY.

*(USA ONLY) SOME STATES DO NOT ALLOW THE EXCLUSION OF IMPLIED WARRANTIES, SO THE ABOVE EXCLUSION MAY NOT APPLY TO YOU. THIS WARRANTY GIVES YOU SPECIFIC LEGAL RIGHTS AND YOU MAY ALSO HAVE OTHER LEGAL RIGHTS THAT VARY FROM STATE TO STATE.*

UTCFS MAKES NO REPRESENTATION, WARRANTY, COVENANT OR PROMISE THAT ITS SECURITY PRODUCTS AND/OR RELATED SOFTWARE (I) WILL NOT BE HACKED, COMPROMISED AND/OR CIRCUMVENTED; (II) WILL PREVENT, OR PROVIDE ADEQUATE WARNING OR PROTECTION FROM, BREAK-INS, BURGLARY, ROBBERY, FIRE; OR (III) WILL WORK PROPERLY IN ALL ENVIRONMENTS AND APPLICATIONS.

UTCFS WILL NOT BE LIABLE FOR UNAUTHORIZED ACCESS (I.E. HACKING) INTO THE CLOUD SERVERS OR YOUR TRANSMISSION FACILITIES, PREMISES OR EQUIPMENT, OR FOR UNAUTHORIZED ACCESS TO DATA FILES, PROGRAMS, PROCEDURES OR INFORMATION

THEREON, UNLESS AND ONLY TO THE EXTENT THAT THIS DISCLAIMER IS PROHIBITED BY APPLICABLE LAW.

SYSTEMS SHOULD BE CHECKED BY A QUALIFIED TECHNICIAN AT LEAST EVERY 3 YEARS UNLESS OTHERWISE INSTRUCTED IN THE PRODUCT DOCUMENTATION AND, IF APPLICABLE, THE BACKUP BATTERY REPLACED AS REQUIRED.

UTCFS MAY MAKE CERTAIN BIOMETRIC CAPABILITIES (E.G., FINGERPRINT, VOICE PRINT, FACIAL RECOGNITION, ETC.) AND/OR DATA RECORDING CAPABILITIES (E.G., VOICE RECORDING), AND/OR DATA/INFORMATION RECOGNITION AND/OR TRANSLATION CAPABILITIES AVAILABLE IN PRODUCTS UTCFS MANUFACTURES AND/OR RESELLS. UTCFS DOES NOT CONTROL THE CONDITIONS AND METHODS OF USE OF PRODUCTS IT MANUFACTURES AND/OR RESELLS. THE END-USER AND/OR INSTALLER AND/OR DISTRIBUTOR ACT AS CONTROLLER OF THE DATA RESULTING FROM USE OF THESE PRODUCTS, INCLUDING ANY RESULTING PERSONALLY IDENTIFIABLE INFORMATION OR PRIVATE DATA, AND ARE SOLELY RESPONSIBLE TO ENSURE THAT ANY PARTICULAR INSTALLATION AND USE OF UTCFS'S PRODUCTS COMPLY WITH ALL APPLICABLE PRIVACY AND OTHER LAWS, INCLUDING ANY REQUIREMENT TO OBTAIN CONSENT FROM OR PROVIDE NOTICE TO INDIVIDUALS AND ANY OTHER OBLIGATIONS END-USER AND/OR INSTALLER MAY HAVE AS CONTROLLERS OR OTHERWISE UNDER LAW. THE CAPABILITY OR USE OF ANY PRODUCTS MANUFACTURED OR SOLD BY UTCFS TO RECORD CONSENT SHALL NOT BE SUBSTITUTED FOR THE CONTROLLER'S OBLIGATION TO INDEPENDENTLY DETERMINE WHETHER CONSENT OR NOTICE IS REQUIRED, NOR SHALL SUCH CAPABILITY OR USE SHIFT ANY OBLIGATION TO OBTAIN ANY REQUIRED CONSENT OR NOTICE TO UTCFS.

THE INFORMATION IN THIS DOCUMENT IS SUBJECT TO CHANGE WITHOUT NOTICE. UPDATED INFORMATION CAN BE FOUND AT [HTTPS://FIRESECURITYPRODUCTS.COM/POLICY/PRODUCT-WARNING](https://firesecurityproducts.com/policy/product-warning). UTCFS ASSUMES NO RESPONSIBILITY FOR INACCURACIES OR OMISSIONS AND SPECIFICALLY DISCLAIMS ANY LIABILITIES, LOSSES, OR RISKS, PERSONAL OR OTHERWISE, INCURRED AS A CONSEQUENCE, DIRECTLY OR INDIRECTLY, OF THE USE OR APPLICATION OF ANY OF THE CONTENTS OF THIS DOCUMENT.

THIS PUBLICATION MAY CONTAIN EXAMPLES OF SCREEN CAPTURES AND REPORTS USED IN DAILY OPERATIONS. EXAMPLES MAY INCLUDE FICTITIOUS NAMES OF INDIVIDUALS AND COMPANIES. ANY SIMILARITY TO NAMES AND ADDRESSES OF ACTUAL BUSINESSES OR PERSONS IS ENTIRELY COINCIDENTAL.

REFER TO THE DATA SHEET AND USER DOCUMENTATION FOR INFORMATION ON USE. FOR THE LATEST PRODUCT INFORMATION, CONTACT YOUR SUPPLIER OR VISIT [WWW.UTC.COM](http://www.UTC.COM).

#### **Intended Use**

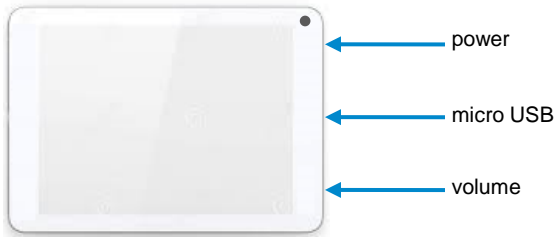
Use this product only for the purpose it was designed for; refer to the data sheet and user documentation. For the latest product information, contact your local supplier or visit us online at [www.interlogix.com/zerowire](http://www.interlogix.com/zerowire)

The system should be checked by a qualified technician at least every 3 years and the backup battery replaced as required.

## Quick Setup

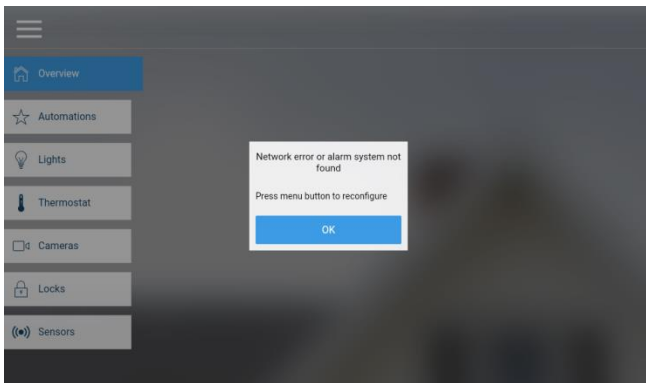
1. Connect Power Lead to the touchscreen.

Connect the DC connector from power supply to the port at the back of touchscreen.

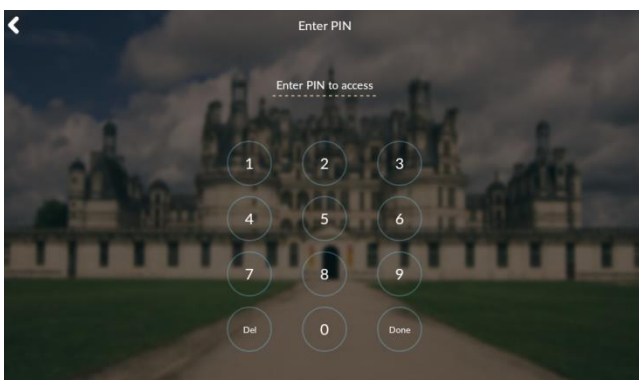


2. Power up.


Hold the power button on the touchscreen. The screen will light up.



3. On the first startup, you will see a network error message because the touchscreen is not connected to a Wi Fi network. Press OK. Press the menu button to configure the touchscreen. The touchscreen will ask you for a PIN.

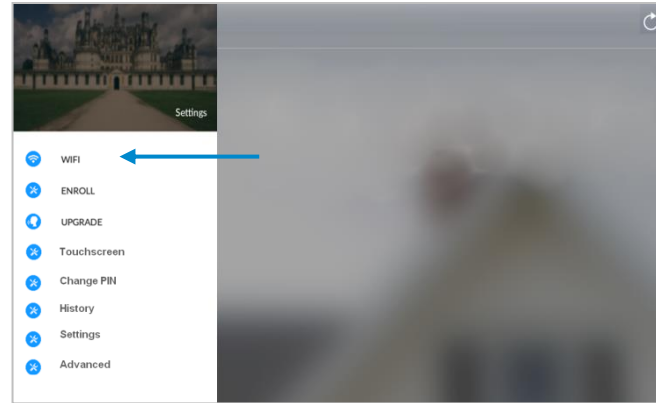


4. Enter the default installer PIN of the touchscreen, which is **9-7-1-3** then press Done.

5. Press the settings button. 

## Set up Wi Fi

1. Press Wi Fi.



2. Select a Wi Fi network from the list that appears. Press the network you wish to use.




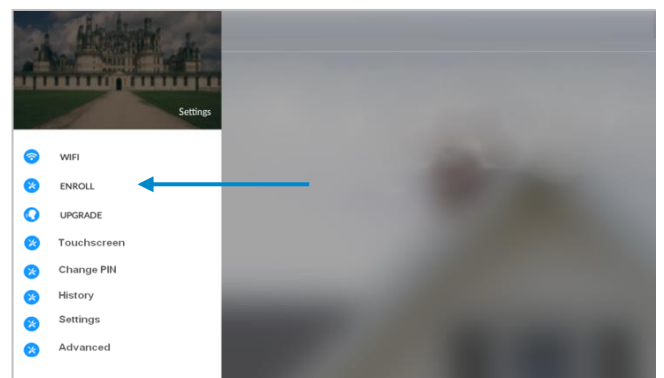
**Note:** The touchscreen and hub must be on the same network.

3. Type in the network password and press Connect.

Once connected to Wi Fi, you will be brought back to the main screen.

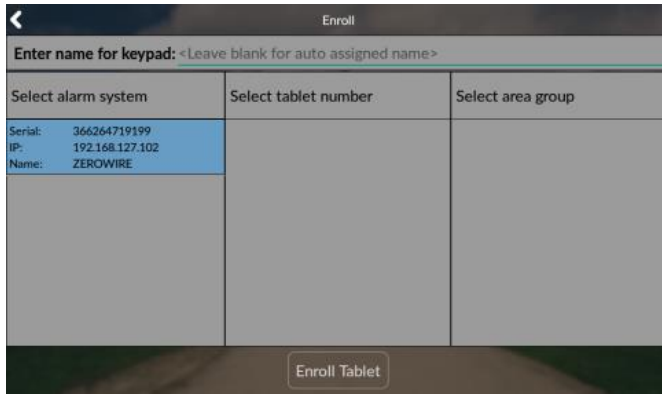
## Enroll the Touchscreen

1. The touchscreen needs to be enrolled into the control panel (ZeroWire or xGen). Press the menu button  and press Enroll.

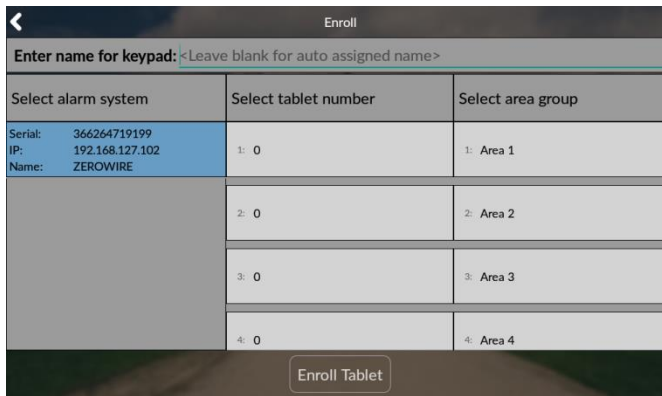


2. The touchscreen will automatically find any available hubs on the network. They appear in the left column. Select the desired hub from the network displayed. Enter the installer PIN **that is set up for the hub.**

**Note:** This may not be the default **9-7-1-3**.



3. Select an available tablet number space (center column). Then select the area group you wish the touchscreen to control (right column).



4. Press the Enroll Tablet button at the bottom of the screen.

## Touchscreen Settings

**Allow Master User to Upgrade Firmware** – Enable this feature to allow the Master User to have access to the Upgrade menu.

**Language** – This allows you to select the language the touchscreen displays.

**Active Brightness** – Choose between 1% - 100%. This is the background light level when the user is actively using the touchscreen.

**Idle Brightness** – Choose between 1% - 100%. This is the background light level when the user is not actively using the touchscreen. Setting the level to 1% will make the touchscreen appear black when idle. The user may still touch the screen to make the screen active again.

**Idle Timeout** – Choose between 10 – 300 seconds. This is the amount of time that touchscreen allows the user to be idle before it locks down and requires a PIN to reenter the touchscreen.


**Beep Volume** – Choose between 1% - 100%. This is the volume level of entry/exit beeps.

**Camera User Name and Camera Password** – If using the touchscreen with cameras, you must enter the camera's User Name and Password to allow access.

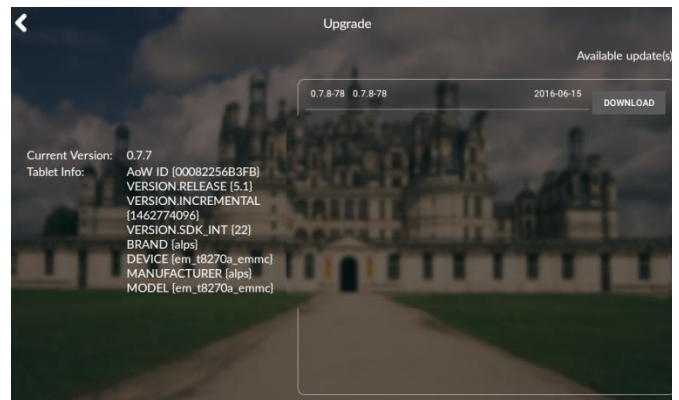
## Upgrading Firmware

**IMPORTANT:** Use the supplied power supply 5V/2A before starting the firmware upgrade.

1. Always upgrade your touchscreen to the latest firmware during the first startup.

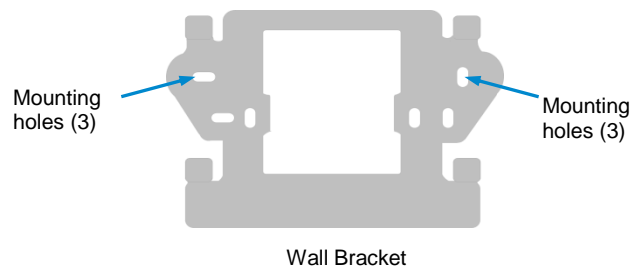


2. If firmware is available, press Download. Wait until the download is complete. Press Install; you will return to the main screen.

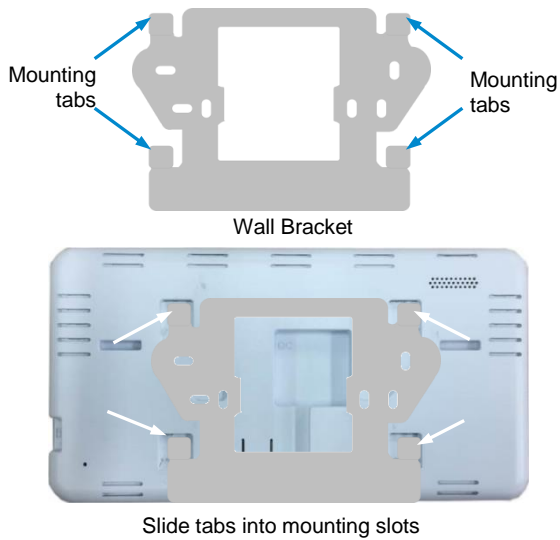


## Mounting


1. Mount the wall bracket in the desired location using the supplies wall anchors and screws.



- Notice the mounting tabs; they slide into slots on the back of the tablet.



- To remove the tablet from the mounting bracket, use a small screwdriver to push up on the release tab on the bottom of the tablet's back cover.



## Other

To increase speed and performance, the UltraSync touchscreen communicates with the cameras using the local network. Modified camera usernames or passwords require that credentials be updated.

## Specifications

Compatibility	ZeroWire panel
Display Size	7.0 in. (18 cm)
Display Resolution	1024 x 600
Input Technology	Capacitive Multi-touch
Operating System	Android
Wi-Fi	802.11 b/g/n 2.4GHz
Frequency Range	2412-2472 MHz for 802.11b/g/n (HT20) 2422-2462 MHz for 802.11n (HT40)
Max. RF Output Power	12.47 dBm (EIRP)
Backup battery	3.7 V DC

Dimensions (W × H × D) 192 x 116 x 15.24 mm

## 2.

## Regulatory information

**Manufacturer** Placed on the market by:  
UTC Fire & Security Americas Corporation, Inc.  
3211 Progress Drive, Lincolnton, NC, 28092, USA  
Authorized EU manufacturing representative:  
UTC Fire & Security B.V.  
Kelvinstraat 7, 6003 DH Weert, Netherlands

**FCC** This device complies with part 15 of the FCC Rules. Operation is subject to the following two conditions: (1) This device may not cause harmful interference, and (2) this device must accept any interference received, including interference that may cause undesired operation.

**Note:** This equipment has been tested and found to comply with the limits for a Class B digital device, pursuant to part 15 of the FCC Rules. These limits are designed to provide reasonable protection against harmful interference in a residential installation.

This equipment generates, uses and can radiate radio frequency energy and, if not installed and used in accordance with the instructions, may cause harmful interference to radio communications. However, there is no guarantee that interference will not occur in a particular installation. If this equipment does cause harmful interference to radio or television reception, which can be determined by turning the equipment off and on, the user is encouraged to try to correct the interference by one or more of the following measures:

- Reorient or relocate the receiving antenna
- Increase the separation between the equipment and receiver
- Connect the equipment into an outlet on a circuit different from that to which the receiver is connected
- Consult the dealer or an experienced radio/TV technician for help

**Caution:** Any changes or modifications not expressly approved by the party responsible for compliance to this equipment would void the user's authority to operate this device.

**FCC Radiation Exposure Statement:** This product complies with FCC radiation exposure limits set for an uncontrolled environment. This equipment should be installed and operated with a minimum distance of 20cm between the device and your body.



FCC ID: 2ADKXMS7016

**DESTINATION CONTROL STATEMENT** – These commodities, technology, or software were exported from the United States in accordance with the Export Administration Regulations. Diversion contrary to United States law is prohibited.

**IC** Model / Modèle: MS7016  
IC: 22288-MS7016

This device complies with Industry Canada license-exempt RSS standard(s). Operation is subject to the following two conditions: (1) this device may not cause interference, and (2) this device must accept any interference, including interference that may cause undesired operation of the device.

Cet appareil est conforme avec Industrie Canada exempts de licence standard RSS (s). Son fonctionnement est soumis aux deux conditions suivantes: (1) cet appareil ne doit pas provoquer d'interférences et (2) cet appareil doit accepter toute interférence, y compris celles pouvant causer un mauvais fonctionnement de l'appareil.

This Class B digital apparatus complies with Canadian ICES-003.

Cet appareil numérique de la classe B est conforme à la norme NMB-003 du Canada.

---

Product warnings and disclaimers

THESE PRODUCTS ARE INTENDED FOR SALE TO AND INSTALLATION BY QUALIFIED PROFESSIONALS. UTC FIRE & SECURITY CANNOT PROVIDE ANY ASSURANCE THAT ANY PERSON OR ENTITY BUYING ITS PRODUCTS, INCLUDING ANY "AUTHORIZED DEALER" OR "AUTHORIZED RESELLER", IS PROPERLY TRAINED OR EXPERIENCED TO CORRECTLY INSTALL FIRE AND SECURITY RELATED PRODUCTS.



For more information on warranty disclaimers and product safety information, please check <https://firesecurityproducts.com/policy/product-warning/> or scan the QR code.

---

EU compliance



---

European Union directives

UTC Fire & Security hereby declares that this device is in compliance with the applicable requirements and provisions of all applicable rules and regulations, including but not limited to the Directive 2014/53/EU. For more information see: <https://www.utcssecurityproducts.eu/>



2012/19/EU (WEEE directive): Products marked with this symbol cannot be disposed of as unsorted municipal waste in the European Union. For proper recycling, return this product to your local supplier upon the purchase of equivalent new equipment, or dispose of it at designated collection points. For more information see: [www.utcssecurityproducts.eu/recycle/](http://www.utcssecurityproducts.eu/recycle/)



2006/66/EC (battery directive): This product contains a battery that cannot be disposed of as unsorted municipal waste in the European Union. See the product documentation for specific battery information. The battery is marked with this symbol, which may include lettering to indicate cadmium (Cd), lead (Pb), or mercury (Hg). For proper recycling, return the battery to your supplier or to a designated collection point. For more information see: [www.recyclethis.info](http://www.recyclethis.info).

---

## Contact information

[www.utcfireandsecurity.com](http://www.utcfireandsecurity.com) or [www.interlogix.com](http://www.interlogix.com)

### Customer support

**US:** For customer support, see [www.interlogix.com/customer-support](http://www.interlogix.com/customer-support).

**EU:** For customer support, see [www.utcssecurityproducts.eu](http://www.utcssecurityproducts.eu)